

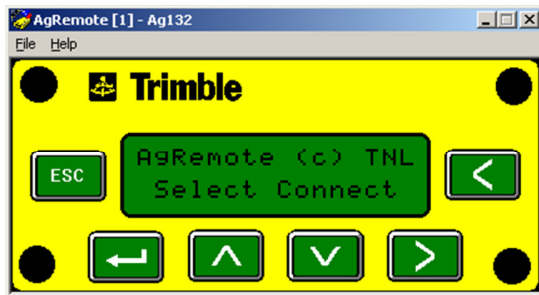
March 2007

## Firmware Identification - OmniSTAR 3200LR12

### Procedure to identify the Firmware Version using AgRemote Software

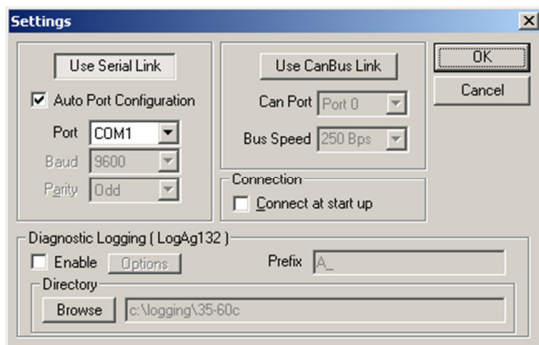
OmniSTAR requires your firmware on your GPS receiver to be upgraded, in order to maintain a high standard of service from your GPS receiver. (Please note this procedure is different from the Frequency Changeover to OCSAT).

Connect a data cable between a suitable PC and the DGPS receiver. On the receiver use the other data port from that which you use in normal operation.



From The AgRemote menus select FILE and then CONNECT.

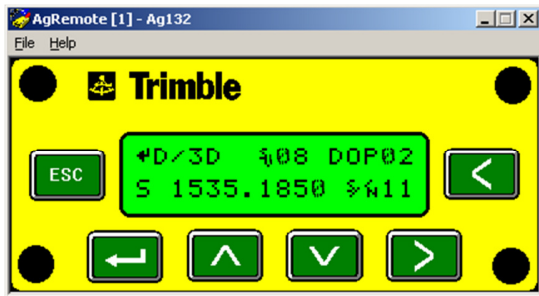
The screen below will appear.



Ensure you have the correct COM port selected. It should match the port on the PC you are using, typically COM1.

**This document is for informational purposes only and is not a legally binding agreement or offer. Trimble makes no warranties and assumes no obligations or liabilities hereunder.**

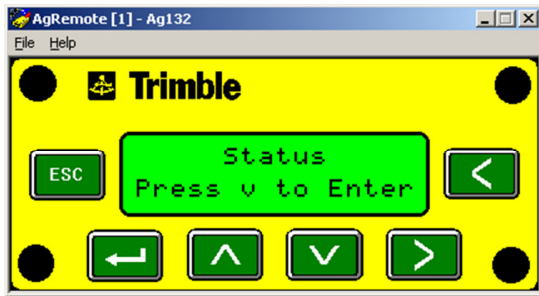
Have the AUTO PORT CONFIGURATION box ticked. Press OK.



From the HOME screen:



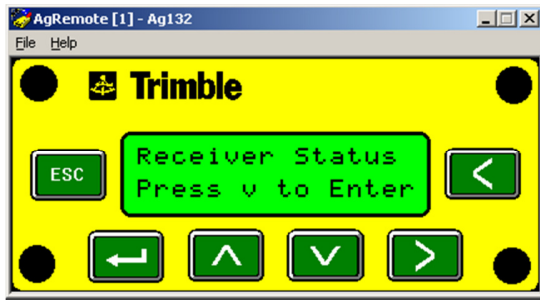
Press the Right arrow until STATUS appears.



Press the DOWN arrow once and the GPS STATUS screen appears.



Press the RIGHT arrow until the RECEIVER STATUS screen appears.



Press the DOWN arrow  until the VERSION screen appears.



The firmware version 003.00 is the required firmware version.

**Please Note:**

Very early model Ag132 receivers may not be upgradeable to version 3.0  
These units may be upgraded to version 1.54.

**WARNING:** AgGPS 132 receivers with a serial number less than 022400**1250** cannot be upgraded to version 1.52 firmware. Ag132 units with a serial number less than 022400**1250** must be sent to a Level 4 Service Provider for installation of v1.12 firmware. Please contact your Ag Guidance Dealer.

**WARNING:** AgGPS 132 units with old versions of firmware installed (version 1.12 or less) must be sent to a Level 4 Service Provider for installation of the latest firmware. Please contact your Ag Guidance Dealer.

**Please contact your nearest OmniSTAR branch below should you require any assistance.**

North, Central & South America	Asia Pacific, China & India	Europe / CIS & Middle East	Africa
+1-713-785-5850	+61-8-9322-5295	+31-70-317-0900	+27 (0) 21 527 8950
dgps@omnistar.com	support@omnistar.com.au	support@omnistar.nl	technical.ossa@omnistar.com